













Banks County 2009

Health Risk Snapshot







Population Trends	County	Georgia	Health Dept.
Population (2008)	16,760	9,685,744	3,467
Population Change (2003-2008)	9%	11%	
Median Household Income (2008)	\$44,269	\$50,834	
Persons Below Poverty (2008)	15%	15%	48%
Median Age (2008)	36.2	34.9	
Population Age 65+ (2008 estm)	12%	10%	11%
Medicaid Recipients (FY08)	4,660	2,068,185	1,475
Uninsured Persons (2006)	20%	20%	
Persons Per Square Mile (2008 estm)	72	163	




Youth Risk	County	Georgia	
H.S. DROP OUT RATE (2007-08, per 100 enrolled*)	5.3	3.6	
NON-COMPLETION (class of 2008)	37.2%	24.6%	
JUVENILES SERVED BY DJJ (FY08, per 1000)	25.8	26.1	
CHILD ABUSE & NEGLECT (2008, per 1,000)	15.3	10.8	

Infant Risk	County	Georgia	
TEEN PREGNANCY RATE (2007, per 1,000**)	33.6	35.3	
INFANT MORTALITY (2007, per 1000 births***)	14.8	7.9	
LOW WEIGHT BIRTHS (2007)	8.4%	9.5%	
NO 1st TRIMESTER CARE (2006, births)#	8.4%	16.6%	
MOTHERS SMOKED-DRANK (2006, births)#	10.9%	7.8%	

General Risk	County	Georgia	
SEXUALLY TRANSMIT. DISEASE (2008, per 100,000)	274.5	633.4	
SUICIDE RATE (1998-2007, per 100,000)	18.4	10.4	
PERSONS PER PHYSICIAN (2006)#	3191	494	

Student Substance Use (2008)	% Use	Ave. Age Onset
Alcohol	13%	13.1
Tobacco	16%	12.4
Marijuana	5%	14.2
Other Drugs	7%	15.5

Top Causes of Death (2007)	County	Georgia	
Lung Cancer	90.6	46.5	
Heart Disease	78.5	50.6	
Heart Attack	72.5	30.3	
Alzheimers	66.4	19.2	
Stroke	48.3	39.3	
Motor Vehicle Accidents	42.3	17.5	

WIC Nutrition Program (FY08)	County	Georgia	
Breastfeeding Initiated	55.6%	44.5%	
Overweight	16.0%	13.6%	
At Risk for Overweight	15.7%	11.7%	





Sources: The 2010 Georgia County Guide; 2009 Kids Count; OASIS; U.S. Census Bureau
 GA Dept. of Juvenile Justice (DJJ); GA WIC Program; GA Board for Physician Workforce
 GA DOE Student Health Survey II (self-report, grades 6, 8, 10, and 12)






* Grades 9-12; ** Ages 10-19; *** Rate based on 1-4 events; # No update since previous year




Dawson County 2009

Health Risk Snapshot









Population Trends	County	Georgia	Health Dept.
Population (2008)	22,006	9,685,744	4,251
Population Change (2003-2008)	20%	11%	
Median Household Income (2008)	\$57,769	\$50,834	
Persons Below Poverty (2008)	11%	15%	37%
Median Age (2008)	35.8	34.9	
Population Age 65+ (2008 estm)	12%	10%	13%
Medicaid Recipients (FY08)	3,494	2,068,185	1,072
Uninsured Persons (2006)	25%	20%	
Persons Per Square Mile (2008 estm)	103	163	




Youth Risk	County	Georgia	
H.S. DROP OUT RATE (2007-08, per 100 enrolled*)	3.9	3.6	
NON-COMPLETION (class of 2008)	20.8%	24.6%	
JUVENILES SERVED BY DJJ (FY08, per 1000)	34.5	26.1	
CHILD ABUSE & NEGLECT (2008, per 1,000)	11.1	10.8	

Infant Risk	County	Georgia	
TEEN PREGNANCY RATE (2007, per 1,000**)	25.7	35.3	
INFANT MORTALITY (2007, per 1000 births***)	8.1	7.9	
LOW WEIGHT BIRTHS (2007)	3.3%	9.5%	
NO 1st TRIMESTER CARE (2006, births)#	5.7%	16.6%	
MOTHERS SMOKED-DRANK (2006, births)#	11.1%	7.8%	

General Risk	County	Georgia	
SEXUALLY TRANSMIT. DISEASE (2008, per 100,000)	113.6	633.4	
SUICIDE RATE (1998-2007, per 100,000)	11.7	10.4	
PERSONS PER PHYSICIAN (2006)#	1514	494	

Student Substance Use (2008)	% Use	Ave. Age Onset
Alcohol	15%	13.1
Tobacco	12%	12.3
Marijuana	6%	13.3
Other Drugs	8%	13.3

Top Causes of Death (2007)	County	Georgia	
Lung Cancer	83.8	46.5	
Heart Disease	55.9	50.6	
Stroke	37.2	39.3	
High Blood Pressure	27.9	12.4	
Breast Cancer	23.3	11.5	
Alzheimers	23.3	19.2	
Pneumonia	23.3	14.5	
Motor Vehicle Accidents	23.3	17.5	

WIC Nutrition Program (FY08)	County	Georgia	
Breastfeeding Initiated	56.4%	44.5%	
Overweight	14.5%	13.6%	
At Risk for Overweight	9.6%	11.7%	





Sources: The 2010 Georgia County Guide; 2009 Kids Count; OASIS; U.S. Census Bureau
 GA Dept. of Juvenile Justice (DJJ); GA WIC Program; GA Board for Physician Workforce
 GA DOE Student Health Survey II (self-report, grades 6, 8, 10, and 12)






* Grades 9-12; ** Ages 10-19; *** Rate based on 1-4 events; # No update since previous year




Forsyth County 2009

Health Risk Snapshot






Population Trends	County	Georgia	Health Dept.
Population (2008)	168,060	9,685,744	16,776
Population Change (2003-2008)	37%	11%	
Median Household Income (2008)	\$88,626	\$50,834	
Persons Below Poverty (2008)	5%	15%	29%
Median Age (2008)	33.6	34.9	
Population Age 65+ (2008 estm)	8%	10%	6%
Medicaid Recipients (FY08)	12,232	2,068,185	3,358
Uninsured Persons (2006)	20%	20%	
Persons Per Square Mile (2008 estm)	679	163	




Youth Risk	County	Georgia	
H.S. DROP OUT RATE (2007-08, per 100 enrolled*)	2.1	3.6	
NON-COMPLETION (class of 2008)	14.2%	24.6%	
JUVENILES SERVED BY DJJ (FY08, per 1000)	19.5	26.1	
CHILD ABUSE & NEGLECT (2008, per 1,000)	3.8	10.8	

Infant Risk	County	Georgia	
TEEN PREGNANCY RATE (2007, per 1,000**)	14.8	35.3	
INFANT MORTALITY (2007, per 1000 births)	5.2	7.9	
LOW WEIGHT BIRTHS (2007)	7.2%	9.5%	
NO 1st TRIMESTER CARE (2006, births)#	5.6%	16.6%	
MOTHERS SMOKED-DRANK (2006, births)#	4.2%	7.8%	

General Risk	County	Georgia	
SEXUALLY TRANSMIT. DISEASE (2008, per 100,000)	59.5	633.4	
SUICIDE RATE (1998-2007, per 100,000)	10.7	10.4	
PERSONS PER PHYSICIAN (2006)#	872	494	

Student Substance Use (2008)	% Use	Ave. Age Onset
Alcohol	17%	13.4
Tobacco	10%	13.4
Marijuana	6%	14.0
Other Drugs	6%	13.1

Top Causes of Death (2007)	County	Georgia	
Heart Disease	39.6	50.6	
Lung Cancer	22.0	46.5	
Stroke	20.8	39.3	
Heart Attack	14.5	30.3	
Suicide	11.3	10.1	

WIC Nutrition Program (FY08)	County	Georgia	
Breastfeeding Initiated	70.5%	44.5%	
Overweight	17.0%	13.6%	
At Risk for Overweight	12.2%	11.7%	

Sources: The 2010 Georgia County Guide; 2009 Kids Count; OASIS; U.S. Census Bureau
 GA Dept. of Juvenile Justice (DJJ); GA WIC Program; GA Board for Physician Workforce
 GA DOE Student Health Survey II (self-report, grades 6, 8, 10, and 12)

* Grades 9-12; ** Ages 10-19; *** Rate based on 1-4 events; # No update since previous year

Franklin County 2009

Health Risk Snapshot

Population Trends	County	Georgia	Health Dept.
Population (2008)	21,824	9,685,744	4,545
Population Change (2003-2008)	4%	11%	
Median Household Income (2008)	\$37,110	\$50,834	
Persons Below Poverty (2008)	19%	15%	48%
Median Age (2008)	37.8	34.9	
Population Age 65+ (2008 estm)	16%	10%	11%
Medicaid Recipients (FY08)	6,231	2,068,185	1,663
Uninsured Persons (2006)	19%	20%	
Persons Per Square Mile (2008 estm)	82	163	

Youth Risk	County	Georgia	
H.S. DROP OUT RATE (2007-08, per 100 enrolled*)	5.2	3.6	■
NON-COMPLETION (class of 2008)	31.7%	24.6%	■
JUVENILES SERVED BY DJJ (FY08, per 1000)	32.4	26.1	■
CHILD ABUSE & NEGLECT (2008, per 1,000)	18.7	10.8	■

Infant Risk	County	Georgia	
TEEN PREGNANCY RATE (2007, per 1,000**)	38.1	35.3	■
INFANT MORTALITY (2007, per 1000 births***)	6.6	7.9	■
LOW WEIGHT BIRTHS (2007)	8.5%	9.5%	■
NO 1st TRIMESTER CARE (2006, births)#	15.0%	16.6%	■
MOTHERS SMOKED-DRANK (2006, births)#	18.1%	7.8%	■

General Risk	County	Georgia	
SEXUALLY TRANSMIT. DISEASE (2008, per 100,000)	288.7	633.4	■
SUICIDE RATE (1998-2007, per 100,000)	20.1	10.4	■
PERSONS PER PHYSICIAN (2006)#	827	494	■

Student Substance Use (2008)	% Use	Ave. Age Onset
Alcohol	15%	13.8
Tobacco	15%	12.4
Marijuana	5%	14.2
Other Drugs	6%	12.5

Top Causes of Death (2007)	County	Georgia	
Heart Attack	105.5	30.3	■
Heart Disease	82.6	50.6	■
Lung Cancer	64.2	46.5	■
Alzheimers	50.5	19.2	■
Stroke	41.3	39.3	■
Kidney Disease	32.1	17.6	■

WIC Nutrition Program (FY08)	County	Georgia	
Breastfeeding Initiated	49.3%	44.5%	■
Overweight	9.0%	13.6%	■
At Risk for Overweight	16.5%	11.7%	■





Sources: The 2010 Georgia County Guide; 2009 Kids Count; OASIS; U.S. Census Bureau
 GA Dept. of Juvenile Justice (DJJ); GA WIC Program; GA Board for Physician Workforce
 GA DOE Student Health Survey II (self-report, grades 6, 8, 10, and 12)






* Grades 9-12; ** Ages 10-19; *** Rate based on 1-4 events; # No update since previous year




Habersham County 2009

Health Risk Snapshot







Population Trends	County	Georgia	Health Dept.
Population (2008)	43,056	9,685,744	9,838
Population Change (2003-2008)	13%	11%	
Median Household Income (2008)	\$45,377	\$50,834	
Persons Below Poverty (2008)	14%	15%	43%
Median Age (2008)	35.9	34.9	
Population Age 65+ (2008 estm)	15%	10%	11%
Medicaid Recipients (FY08)	8,349	2,068,185	2,671
Uninsured Persons (2006)	27%	20%	
Persons Per Square Mile (2008 estm)	154	163	




Youth Risk	County	Georgia	
H.S. DROP OUT RATE (2007-08, per 100 enrolled*)	4.7	3.6	
NON-COMPLETION (class of 2008)	27.1%	24.6%	
JUVENILES SERVED BY DJJ (FY08, per 1000)	27.9	26.1	
CHILD ABUSE & NEGLECT (2008, per 1,000)	18.9	10.8	

Infant Risk	County	Georgia	
TEEN PREGNANCY RATE (2007, per 1,000**)	37.3	35.3	
INFANT MORTALITY (2007, per 1000 births)	0.0	7.9	
LOW WEIGHT BIRTHS (2007)	7.0%	9.5%	
NO 1st TRIMESTER CARE (2006, births)#	15.9%	16.6%	
MOTHERS SMOKED-DRANK (2006, births)#	11.6%	7.8%	

General Risk	County	Georgia	
SEXUALLY TRANSMIT. DISEASE (2008, per 100,000)	155.6	633.4	
SUICIDE RATE (1998-2007, per 100,000)	11.8	10.4	
PERSONS PER PHYSICIAN (2006)#	938	494	

Student Substance Use (2007)	% Use	Ave. Age Onset
Alcohol	17%	13.1
Tobacco	15%	12.1
Marijuana	6%	13.5
Other Drugs	8%	13.8

Top Causes of Death (2007)	County	Georgia	
Heart Disease	68.6	50.6	
Heart Attack	40.2	30.3	
Stroke	37.9	39.3	
Lung Cancer	35.5	46.5	
Colon Cancer	30.8	14.1	
Alzheimers	30.8	19.2	

WIC Nutrition Program (FY08)	County	Georgia	
Breastfeeding Initiated	56.8%	44.5%	
Overweight	21.3%	13.6%	
At Risk for Overweight	15.6%	11.7%	

Sources: The 2010 Georgia County Guide; 2009 Kids Count; OASIS; U.S. Census Bureau
GA Dept. of Juvenile Justice (DJJ); GA WIC Program; GA Board for Physician Workforce
GA DOE Student Health Survey II (self-report, grades 6, 8, 10, and 12)

* Grades 9-12; ** Ages 10-19; *** Rate based on 1-4 events; # No update since previous year

Hall County 2009

Health Risk Snapshot

Population Trends	County	Georgia	Health Dept.
Population (2008)	184,814	9,685,744	29,699
Population Change (2003-2008)	19%	11%	
Median Household Income (2008)	\$53,083	\$50,834	
Persons Below Poverty (2008)	14%	15%	56%
Median Age (2008)	32.8	34.9	
Population Age 65+ (2008 estm)	10%	10%	2%
Medicaid Recipients (FY08)	37,918	2,068,185	9,338
Uninsured Persons (2006)	27%	20%	
Persons Per Square Mile (2008 estm)	431	163	

Youth Risk	County	Georgia	
H.S. DROP OUT RATE (2007-08, per 100 enrolled*)	3.7	3.6	
NON-COMPLETION (class of 2008)	27.6%	24.6%	
JUVENILES SERVED BY DJJ (FY08, per 1000)	6.4	26.1	
CHILD ABUSE & NEGLECT (2008, per 1,000)	7.5	10.8	

Infant Risk	County	Georgia	
TEEN PREGNANCY RATE (2007, per 1,000**)	37.8	35.3	
INFANT MORTALITY (2007, per 1000 births)	6.2	7.9	
LOW WEIGHT BIRTHS (2007)	6.2%	9.5%	
NO 1st TRIMESTER CARE (2006, births)#	2.5%	16.6%	
MOTHERS SMOKED-DRANK (2006, births)#	3.7%	7.8%	

General Risk	County	Georgia	
SEXUALLY TRANSMIT. DISEASE (2008, per 100,000)	219.7	633.4	
SUICIDE RATE (1998-2007, per 100,000)	10.6	10.4	
PERSONS PER PHYSICIAN (2006)#	479	494	

Student Substance Use (2008)	% Use	Ave. Age Onset
Alcohol	12%	11.9
Tobacco	8%	12.2
Marijuana	5%	12.9
Other Drugs	6%	13.0

Top Causes of Death (2007)	County	Georgia	
Heart Disease	52.2	50.6	
Lung Cancer	40.5	46.5	
Stroke	31.6	39.3	
Heart Attack	22.2	30.3	
Diabetes	20.0	16.6	
Motor Vehicle Accidents	17.2	17.5	

WIC Nutrition Program (FY08)	County	Georgia	
Breastfeeding Initiated	43.1%	44.5%	
Overweight	16.9%	13.6%	
At Risk for Overweight	15.9%	11.7%	





Sources: The 2010 Georgia County Guide; 2009 Kids Count; OASIS; U.S. Census Bureau
GA Dept. of Juvenile Justice (DJJ); GA WIC Program; GA Board for Physician Workforce
GA DOE Student Health Survey II (self-report, grades 6, 8, 10, and 12)






* Grades 9-12; ** Ages 10-19; *** Rate based on 1-4 events; # No update since previous year




Hart County 2009

Health Risk Snapshot










Population Trends			
	County	Georgia	Health Dept.
Population (2008)	24,278	9,685,744	4,784
Population Change (2003-2008)	5%	11%	
Median Household Income (2008)	\$39,593	\$50,834	
Persons Below Poverty (2008)	17%	15%	50%
Median Age (2008)	39.9	34.9	
Population Age 65+ (2008 estm)	17%	10%	15%
Medicaid Recipients (FY08)	6,139	2,068,185	1,805
Uninsured Persons (2006)	19%	20%	
Persons Per Square Mile (2008 estm)	95	163	




Youth Risk			
	County	Georgia	
H.S. DROP OUT RATE (2007-08, per 100 enrolled*)	3.7	3.6	
NON-COMPLETION (class of 2008)	21.5%	24.6%	
JUVENILES SERVED BY DJJ (FY08, per 1000)	49.8	26.1	
CHILD ABUSE & NEGLECT (2008, per 1,000)	24.6	10.8	

Infant Risk			
	County	Georgia	
TEEN PREGNANCY RATE (2007, per 1,000**)	30.9	35.3	
INFANT MORTALITY (2007, per 1000 births***)	3.0	7.9	
LOW WEIGHT BIRTHS (2007)	5.9%	9.5%	
NO 1st TRIMESTER CARE (2006, births)#	14.9%	16.6%	
MOTHERS SMOKED-DRANK (2006, births)#	18.4%	7.8%	

General Risk			
	County	Georgia	
SEXUALLY TRANSMIT. DISEASE (2008, per 100,000)	333.6	633.4	
SUICIDE RATE (1998-2007, per 100,000)	11.1	10.4	
PERSONS PER PHYSICIAN (2006)#	1194	494	

Student Substance Use (2008)		
	% Use	Ave. Age Onset
Alcohol	11%	10.3
Tobacco	12%	10.8
Marijuana	4%	11.6
Other Drugs	7%	12.4

Top Causes of Death (2007)			
	County	Georgia	
Heart Disease	94.9	50.6	
Lung Cancer	70.1	46.5	
Stroke	57.8	39.3	
Heart Attack	57.8	30.3	
Motor Vehicle Accidents	33.0	17.5	
Diabetes	28.9	16.6	
Alzheimers	28.9	19.2	
Pneumonia	28.9	14.5	
Kidney Disease	28.9	17.6	

WIC Nutrition Program (FY08)			
	County	Georgia	
Breastfeeding Initiated	46.6%	44.5%	
Overweight	13.4%	13.6%	
At Risk for Overweight	15.4%	11.7%	





Sources: The 2010 Georgia County Guide; 2009 Kids Count; OASIS; U.S. Census Bureau
GA Dept. of Juvenile Justice (DJJ); GA WIC Program; GA Board for Physician Workforce
GA DOE Student Health Survey II (self-report, grades 6, 8, 10, and 12)






* Grades 9-12; ** Ages 10-19; *** Rate based on 1-4 events; # No update since previous year




Lumpkin County 2009

Health Risk Snapshot








Population Trends	County	Georgia	Health Dept.
Population (2008)	27,056	9,685,744	5,614
Population Change (2003-2008)	15%	11%	
Median Household Income (2008)	\$45,475	\$50,834	
Persons Below Poverty (2008)	15%	15%	40%
Median Age (2008)	32.8	34.9	
Population Age 65+ (2008 estm)	12%	10%	12%
Medicaid Recipients (FY08)	5,256	2,068,185	1,604
Uninsured Persons (2006)	24%	20%	
Persons Per Square Mile (2008 estm)	95	163	




Youth Risk	County	Georgia	
H.S. DROP OUT RATE (2007-08, per 100 enrolled*)	1.2	3.6	
NON-COMPLETION (class of 2008)	12.0%	24.6%	
JUVENILES SERVED BY DJJ (FY08, per 1000)	43.1	26.1	
CHILD ABUSE & NEGLECT (2008, per 1,000)	21.3	10.8	

Infant Risk	County	Georgia	
TEEN PREGNANCY RATE (2007, per 1,000**)	15.1	35.3	
INFANT MORTALITY (2007, per 1000 births***)	2.8	7.9	
LOW WEIGHT BIRTHS (2007)	6.4%	9.5%	
NO 1st TRIMESTER CARE (2006, births)#	10.6%	16.6%	
MOTHERS SMOKED-DRANK (2006, births)#	15.2%	7.8%	

General Risk	County	Georgia	
SEXUALLY TRANSMIT. DISEASE (2008, per 100,000)	147.8	633.4	
SUICIDE RATE (1998-2007, per 100,000)	14.0	10.4	
PERSONS PER PHYSICIAN (2006)#	955	494	

Student Substance Use (2008)	% Use	Ave. Age Onset
Alcohol	16%	12.1
Tobacco	16%	12.3
Marijuana	9%	12.8
Other Drugs	7%	12.1

Top Causes of Death (2007)	County	Georgia	
Lung Cancer	109.2	46.5	
Heart Disease	71.6	50.6	
Alzheimers	49.0	19.2	
Heart Attack	41.4	30.3	
Stroke	33.9	39.3	
Breast Cancer	26.4	11.5	
Motor Vehicle Accidents	26.4	17.5	

WIC Nutrition Program (FY08)	County	Georgia	
Breastfeeding Initiated	60.9%	44.5%	
Overweight	11.7%	13.6%	
At Risk for Overweight	15.3%	11.7%	





Sources: The 2010 Georgia County Guide; 2009 Kids Count; OASIS; U.S. Census Bureau
GA Dept. of Juvenile Justice (DJJ); GA WIC Program; GA Board for Physician Workforce
GA DOE Student Health Survey II (self-report, grades 6, 8, 10, and 12)






* Grades 9-12; ** Ages 10-19; *** Rate based on 1-4 events; # No update since previous year




Rabun County 2009

Health Risk Snapshot







Population Trends	County	Georgia	Health Dept.
Population (2008)	16,514	9,685,744	3,415
Population Change (2003-2008)	5%	11%	
Median Household Income (2008)	\$37,119	\$50,834	
Persons Below Poverty (2008)	18%	15%	41%
Median Age (2008)	41.9	34.9	
Population Age 65+ (2008 estm)	20%	10%	8%
Medicaid Recipients (FY08)	3,452	2,068,185	1,176
Uninsured Persons (2006)	30%	20%	
Persons Per Square Mile (2008 estm)	44	163	




Youth Risk	County	Georgia	
H.S. DROP OUT RATE (2007-08, per 100 enrolled*)	1.5	3.6	
NON-COMPLETION (class of 2008)	19.3%	24.6%	
JUVENILES SERVED BY DJJ (FY08, per 1000)	35.6	26.1	
CHILD ABUSE & NEGLECT (2008, per 1,000)	28.0	10.8	

Infant Risk	County	Georgia	
TEEN PREGNANCY RATE (2007, per 1,000**)	39.3	35.3	
INFANT MORTALITY (2007, per 1000 births***)	5.2	7.9	
LOW WEIGHT BIRTHS (2007)	8.9%	9.5%	
NO 1st TRIMESTER CARE (2006, births)#	19.5%	16.6%	
MOTHERS SMOKED-DRANK (2006, births)#	21.4%	7.8%	

General Risk	County	Georgia	
SEXUALLY TRANSMIT. DISEASE (2008, per 100,000)	151.4	633.4	
SUICIDE RATE (1998-2007, per 100,000)	10.9	10.4	
PERSONS PER PHYSICIAN (2006)#	897	494	

Student Substance Use (2008)	% Use	Ave. Age Onset
Alcohol	15%	12.5
Tobacco	17%	11.5
Marijuana	3%	12.8
Other Drugs	6%	13.3

Top Causes of Death (2007)	County	Georgia	
Heart Disease	72.6	50.6	
Stroke	66.6	39.3	
Heart Attack	66.6	30.3	
Lung Cancer	60.5	46.5	
Kidney Disease	54.5	17.6	
Pneumonia	48.4	14.5	

WIC Nutrition Program (FY08)	County	Georgia	
Breastfeeding Initiated	62.1%	44.5%	
Overweight	11.6%	13.6%	
At Risk for Overweight	17.2%	11.7%	

Sources: The 2010 Georgia County Guide; 2009 Kids Count; OASIS; U.S. Census Bureau
 GA Dept. of Juvenile Justice (DJJ); GA WIC Program; GA Board for Physician Workforce
 GA DOE Student Health Survey II (self-report, grades 6, 8, 10, and 12)

* Grades 9-12; ** Ages 10-19; *** Rate based on 1-4 events; # No update since previous year

Stephens County 2009

Health Risk Snapshot

Population Trends	County	Georgia	Health Dept.
Population (2008)	25,493	9,685,744	6,101
Population Change (2003-2008)	0%	11%	
Median Household Income (2008)	\$34,881	\$50,834	
Persons Below Poverty (2008)	18%	15%	29%
Median Age (2008)	38.7	34.9	
Population Age 65+ (2008 estm)	17%	10%	14%
Medicaid Recipients (FY08)	6,810	2,068,185	1,327
Uninsured Persons (2006)	18%	20%	
Persons Per Square Mile (2008 estm)	138	163	

Youth Risk	County	Georgia	
H.S. DROP OUT RATE (2007-08, per 100 enrolled*)	1.9	3.6	
NON-COMPLETION (class of 2008)	27.7%	24.6%	
JUVENILES SERVED BY DJJ (FY08, per 1000)	55.3	26.1	
CHILD ABUSE & NEGLECT (2008, per 1,000)	36.8	10.8	

Infant Risk	County	Georgia	
TEEN PREGNANCY RATE (2007, per 1,000**)	42.7	35.3	
INFANT MORTALITY (2007, per 1000 births***)	8.0	7.9	
LOW WEIGHT BIRTHS (2007)	9.1%	9.5%	
NO 1st TRIMESTER CARE (2006, births)#	15.9%	16.6%	
MOTHERS SMOKED-DRANK (2006, births)#	27.1%	7.8%	

General Risk	County	Georgia	
SEXUALLY TRANSMIT. DISEASE (2008, per 100,000)	345.2	633.4	
SUICIDE RATE (1998-2007, per 100,000)	14.2	10.4	
PERSONS PER PHYSICIAN (2006)#	612	494	

Student Substance Use (2008)	% Use	Ave. Age Onset
Alcohol	6%	12.1
Tobacco	10%	12.0
Marijuana	2%	12.3
Other Drugs	3%	10.7

Top Causes of Death (2007)	County	Georgia	
Lung Cancer	114.8	46.5	
Alzheimers	67.3	19.2	
Heart Attack	67.3	30.3	
Heart Disease	67.3	50.6	
Stroke	63.3	39.3	
Kidney Disease	35.6	17.6	

WIC Nutrition Program (FY08)	County	Georgia	
Breastfeeding Initiated	51.9%	44.5%	
Overweight	11.9%	13.6%	
At Risk for Overweight	14.1%	11.7%	

Sources: The 2010 Georgia County Guide; 2009 Kids Count; OASIS; U.S. Census Bureau
GA Dept. of Juvenile Justice (DJJ); GA WIC Program; GA Board for Physician Workforce
GA DOE Student Health Survey II (self-report, grades 6, 8, 10, and 12)

* Grades 9-12; ** Ages 10-19; *** Rate based on 1-4 events; # No update since previous year

Towns County 2009

Health Risk Snapshot

Population Trends	County	Georgia	Health Dept.
Population (2008)	11,042	9,685,744	3,398
Population Change (2003-2008)	11%	11%	
Median Household Income (2008)	\$41,127	\$50,834	
Persons Below Poverty (2008)	14%	15%	24%
Median Age (2008)	45.3	34.9	
Population Age 65+ (2008 estm)	29%	10%	30%
Medicaid Recipients (FY08)	2,040	2,068,185	644
Uninsured Persons (2006)	28%	20%	
Persons Per Square Mile (2008 estm)	64	163	

Youth Risk	County	Georgia	
H.S. DROP OUT RATE (2007-08, per 100 enrolled*)	2.2	3.6	
NON-COMPLETION (class of 2008)	20.3%	24.6%	
JUVENILES SERVED BY DJJ (FY08, per 1000)	16.8	26.1	
CHILD ABUSE & NEGLECT (2008, per 1,000)	21.0	10.8	

Infant Risk	County	Georgia	
TEEN PREGNANCY RATE (2007, per 1,000**)	20.5	35.3	
INFANT MORTALITY (2007, per 1000 births)	0.0	7.9	
LOW WEIGHT BIRTHS (2007)	7.0%	9.5%	
NO 1st TRIMESTER CARE (2006, births)#	2.6%	16.6%	
MOTHERS SMOKED-DRANK (2006, births)#	22.4%	7.8%	

General Risk	County	Georgia	
SEXUALLY TRANSMIT. DISEASE (2008, per 100,000)	135.8	633.4	
SUICIDE RATE (1998-2007, per 100,000)	24.4	10.4	
PERSONS PER PHYSICIAN (2006)#	856	494	

Student Substance Use (2007)	% Use	Ave. Age Onset
Alcohol	14%	13.3
Tobacco	15%	11.7
Marijuana	2%	13.0
Other Drugs	3%	14.7

Top Causes of Death (2007)	County	Georgia	
Stroke	128.5	39.3	
Lung Cancer	91.8	46.5	
Heart Attack	73.4	30.3	
Alzheimers	55.1	19.2	
Pneumonia	55.1	14.5	
Kidney Disease	45.9	17.6	

WIC Nutrition Program (FY08)	County	Georgia	
Breastfeeding Initiated	48.6%	44.5%	
Overweight	11.0%	13.6%	
At Risk for Overweight	18.9%	11.7%	





Sources: The 2010 Georgia County Guide; 2009 Kids Count; OASIS; U.S. Census Bureau
 GA Dept. of Juvenile Justice (DJJ); GA WIC Program; GA Board for Physician Workforce
 GA DOE Student Health Survey II (self-report, grades 6, 8, 10, and 12)






* Grades 9-12; ** Ages 10-19; *** Rate based on 1-4 events; # No update since previous year




Union County 2009

Health Risk Snapshot








Population Trends	County	Georgia	Health Dept.
Population (2008)	21,351	9,685,744	7,356
Population Change (2003-2008)	12%	11%	
Median Household Income (2008)	\$40,841	\$50,834	
Persons Below Poverty (2008)	14%	15%	29%
Median Age (2008)	44.0	34.9	
Population Age 65+ (2008 estim)	26%	10%	22%
Medicaid Recipients (FY08)	4,082	2,068,185	1,685
Uninsured Persons (2006)	26%	20%	
Persons Per Square Mile (2008 estim)	65	163	




Youth Risk	County	Georgia	
H.S. DROP OUT RATE (2007-08, per 100 enrolled*)	0.8	3.6	
NON-COMPLETION (class of 2008)	12.5%	24.6%	
JUVENILES SERVED BY DJJ (FY08, per 1000)	39.5	26.1	
CHILD ABUSE & NEGLECT (2008, per 1,000)	6.9	10.8	

Infant Risk	County	Georgia	
TEEN PREGNANCY RATE (2007, per 1,000**)	29.7	35.3	
INFANT MORTALITY (2007, per 1000 births)	0.0	7.9	
LOW WEIGHT BIRTHS (2007)	9.3%	9.5%	
NO 1st TRIMESTER CARE (2006, births)#	5.2%	16.6%	
MOTHERS SMOKED-DRANK (2006, births)#	25.5%	7.8%	

General Risk	County	Georgia	
SEXUALLY TRANSMIT. DISEASE (2008, per 100,000)	131.1	633.4	
SUICIDE RATE (1998-2007, per 100,000)	16.6	10.4	
PERSONS PER PHYSICIAN (2006)#	708	494	

Student Substance Use (2008)	% Use	Ave. Age Onset
Alcohol	14%	13.5
Tobacco	15%	13.1
Marijuana	4%	13.1
Other Drugs	4%	14.4

Top Causes of Death (2007)	County	Georgia	
Lung Cancer	71.5	46.5	
Heart Attack	57.2	30.3	
Heart Disease	57.2	50.6	
Stroke	52.5	39.3	
Alzheimers	47.7	19.2	
Breast Cancer	33.4	11.5	
Pneumonia	33.4	14.5	

WIC Nutrition Program (FY08)	County	Georgia	
Breastfeeding Initiated	68.7%	44.5%	
Overweight	11.2%	13.6%	
At Risk for Overweight	9.0%	11.7%	

Sources: The 2010 Georgia County Guide; 2009 Kids Count; OASIS; U.S. Census Bureau
 GA Dept. of Juvenile Justice (DJJ); GA WIC Program; GA Board for Physician Workforce
 GA DOE Student Health Survey II (self-report, grades 6, 8, 10, and 12)

* Grades 9-12; ** Ages 10-19; *** Rate based on 1-4 events; # No update since previous year

White County 2009

Health Risk Snapshot

Population Trends	County	Georgia	Health Dept.
Population (2008)	25,299	9,685,744	4,371
Population Change (2003-2008)	12%	11%	
Median Household Income (2008)	\$42,511	\$50,834	
Persons Below Poverty (2008)	14%	15%	42%
Median Age (2008)	37.4	34.9	
Population Age 65+ (2008 estm)	17%	10%	12%
Medicaid Recipients (FY08)	5,194	2,068,185	1,177
Uninsured Persons (2006)	26%	20%	
Persons Per Square Mile (2008 estm)	104	163	

Youth Risk	County	Georgia	
H.S. DROP OUT RATE (2007-08, per 100 enrolled*)	2.0	3.6	
NON-COMPLETION (class of 2008)	15.4%	24.6%	
JUVENILES SERVED BY DJJ (FY08, per 1000)	45.7	26.1	
CHILD ABUSE & NEGLECT (2008, per 1,000)	23.5	10.8	

Infant Risk	County	Georgia	
TEEN PREGNANCY RATE (2007, per 1,000**)	28.5	35.3	
INFANT MORTALITY (2007, per 1000 births***)	6.6	7.9	
LOW WEIGHT BIRTHS (2007)	8.9%	9.5%	
NO 1st TRIMESTER CARE (2006, births)#	8.2%	16.6%	
MOTHERS SMOKED-DRANK (2006, births)#	10.4%	7.8%	

General Risk	County	Georgia	
SEXUALLY TRANSMIT. DISEASE (2008, per 100,000)	138.3	633.4	
SUICIDE RATE (1998-2007, per 100,000)	20.8	10.4	
PERSONS PER PHYSICIAN (2006)#	2379	494	

Student Substance Use (2008)	% Use	Ave. Age Onset	
Alcohol	18%	13.1	
Tobacco	23%	12.2	
Marijuana	9%	13.9	
Other Drugs	8%	13.8	

Top Causes of Death (2007)	County	Georgia	
Heart Disease	91.9	50.6	
Lung Cancer	56.0	46.5	
Stroke	48.0	39.3	
Heart Attack	44.0	30.3	
Alzheimers	40.0	19.2	
Kidney Disease	32.0	17.6	

WIC Nutrition Program (FY08)	County	Georgia	
Breastfeeding Initiated	58.3%	44.5%	
Overweight	11.9%	13.6%	
At Risk for Overweight	7.6%	11.7%	

Sources: The 2010 Georgia County Guide; 2009 Kids Count; OASIS; U.S. Census Bureau
 GA Dept. of Juvenile Justice (DJJ); GA WIC Program; GA Board for Physician Workforce
 GA DOE Student Health Survey II (self-report, grades 6, 8, 10, and 12)

* Grades 9-12; ** Ages 10-19; *** Rate based on 1-4 events; # No update since previous year